


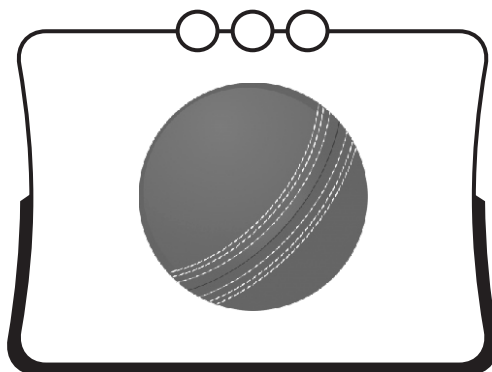
# 1<sup>ST</sup> TERM PAPER

Student's Name:	Marks Obt.	
Subject: ENGLISH		
School Name:	Total Marks	50


Q. No. 1. Circle the correct letter for each picture. /10




a      b



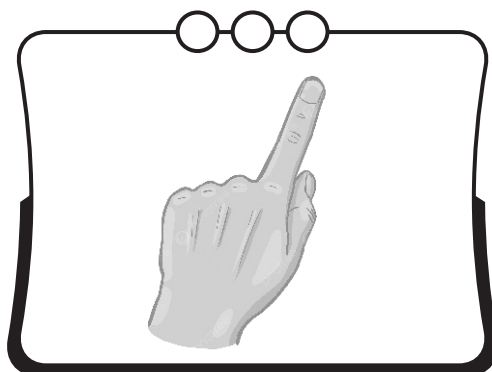
b      c



b      c










d      e




e      f

Q. No. 2. Match the capital letters with the small letters. /6





Q. No. 3. Find and circle the letter "D".

/4







Q. No. 4. Colour the object that starts with letter Cc.

/5








Q. No. 5. Encircle the pictures that begin with letter Dd.

/10



Q. No. 6. (a) Write Aa - Ff.

/12



(b) Reading Test Page No. 3 - 8.

/3

## 2<sup>ND</sup> TERM PAPER

Student's Name:

Marks  
Obt.

Subject: ENGLISH

Class: Nursery


School Name:

Total  
Marks

50

Q. No. 1. Encircle the picture that begins with the given letter. /10


g




h



i



j



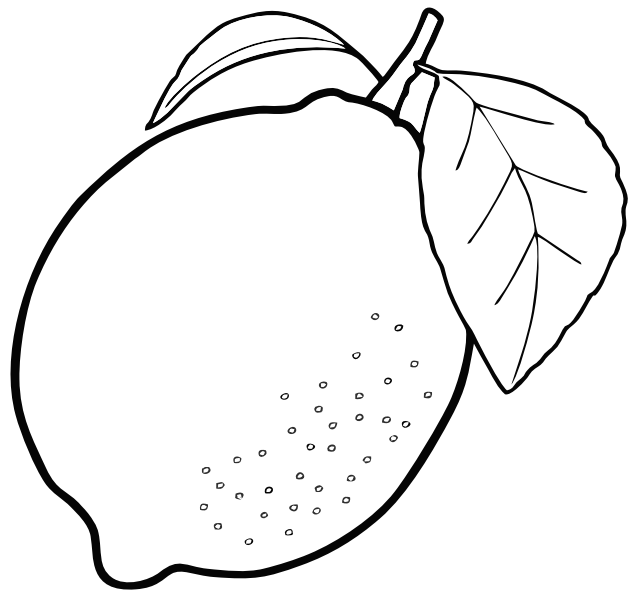

k



Q. No. 2. Write the capital letter in front of the small letter. /10



Q. No. 3. Colour the object that starts with letter Ii. /5



Q. No. 4. (a) Fill in the missing letters.

/3

1.   G            I         

2.          H            J  

3.   I            K         








(b) Find the letter "G".

/2



Q. No. 5. (a) Write Aa - Ll.

/12



(b) Reading Test.

/3

Book Page No. 9 - 14






(c) Parts of body.  
(Oral)

/5

# 3<sup>rd</sup> TERM PAPER

Student's Name:	Marks Obt.	
Subject: ENGLISH		
School Name:	Class: Nursery	Total Marks

Q. No. 1. Write the first letter of the given pictures. /10



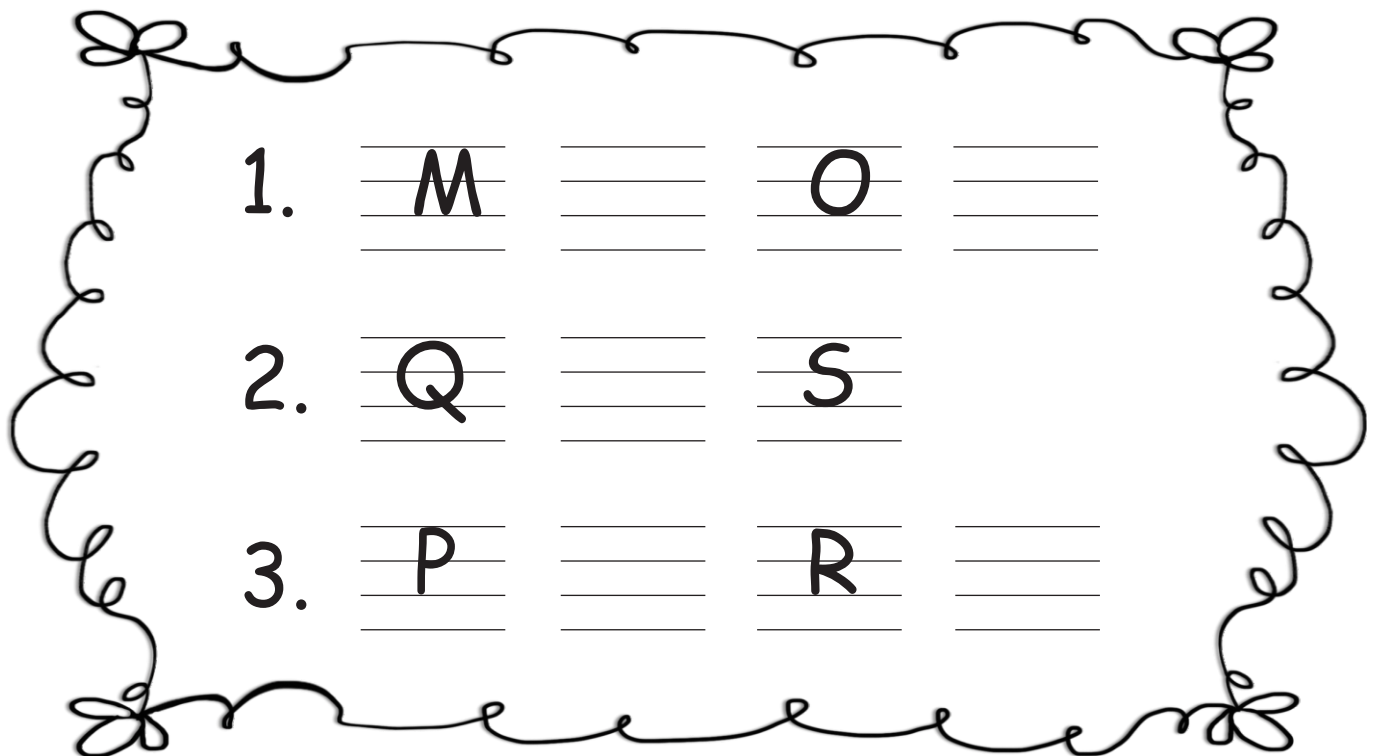
Q. No. 2. Write the small letter in front of the capital letter.

/5





Q. No. 3. Fill in the missing letters.

/5



**Q. No. 4. Colour the object that begin with letter "Pp".**

/5



**Q. No. 5. (a) Write Aa - Ss.**

/19

A handwriting practice sheet featuring a grid of 18 boxes. Each box is designed for practicing letter formation, containing three horizontal lines: a top line, a middle line, and a bottom line. The boxes are arranged in six rows and three columns. The first five rows each contain three boxes, while the sixth row contains only one box centered in the middle. The lines are thin and black, and the boxes are separated by small gaps.

(b) Days of week (Oral)

/3





(c) Reading Test (Book Page No. 15 - 21)

/3

# 4<sup>TH</sup> TERM PAPER

Student's Name:	Marks Obt.	
Subject: ENGLISH		
School Name:	Total Marks	50

Q. No. 1. Write the first letter of the given pictures. /10



Q. No. 2. Fill in the missing letters write the missing letters.


/5

Tt

_____	_____
_____	_____
_____	_____


Ww


_____	_____	_____
_____	_____	_____
_____	_____	_____



Q. No. 2. Write the capital letter in front of the small letter.

/5

	t	_____
	u	_____
	w	_____
	y	_____
	z	_____
		_____



Q. No. 4. Write Aa - Zz.

/26



Q. No. 5. Reading test (Book Page No. 22 -28)


/4

# 5<sup>TH</sup> TERM PAPER

Student's Name:	Marks Obt.	
Subject: ENGLISH		
School Name:	Class: Nursery	Total Marks



Q. No. 1. Write the Vowels.

/5



Q. No. 2. Match the pictures with the correct vowel sound.

/5



e

a


u

i

o


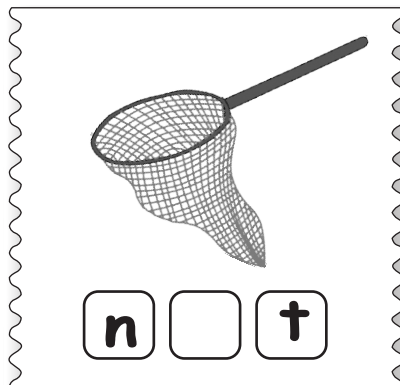

Q. No. 3. Circle the Vowels in the word below.

/5




Q. No. 4. Write missing Vowels.

/10



Q. No. 5. Write 'a to z'.

/13




Q. No. 6. (a) Fill in the missing letters.

/10

A						G
	I					N
			R			
					Z	

(B) Colour the ladybug.

/2



# 6<sup>TH</sup> TERM PAPER

Student's Name:	Marks Obt.	
Subject: ENGLISH		
School Name:	Class: Nursery	Total Marks
		50

Q. No. 1. Fill in the blanks with this/that.

/10


is a ball.



is a bag.



is a star.



is a pencil.



is a cat.



Q. No. 2. Colour the box red if it says "this" and blue if it says "that".

/10

this

that

this

that

this

that

this

that

this

that

Q. No. 3. Write the first letter of the given pictures.

/10



\_\_\_\_\_ at



\_\_\_\_\_ up



\_\_\_\_\_ ion



\_\_\_\_\_ poon



\_\_\_\_\_ oo

Q. No. 4. Write the missing letters.

/10

A a                E e

J j         

     O o      

        T t   

              Z z

Q. No. 5. What comes before, after and between?

/10

**Before**

\_\_\_\_\_ B

\_\_\_\_\_ F

\_\_\_\_\_ R

**After**

C \_\_\_\_\_

L \_\_\_\_\_

S \_\_\_\_\_

**Between**

E \_\_\_\_\_ G

N \_\_\_\_\_ P

U \_\_\_\_\_ W

X \_\_\_\_\_ Z