
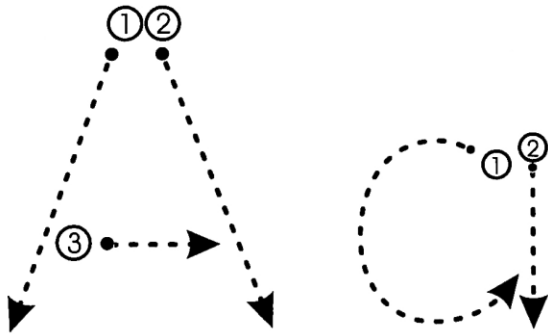




Date: \_\_\_\_\_



astronaut

## Writing practice of letter “Aa”

A d

A d

A d


A a

A d


A d

# Activity

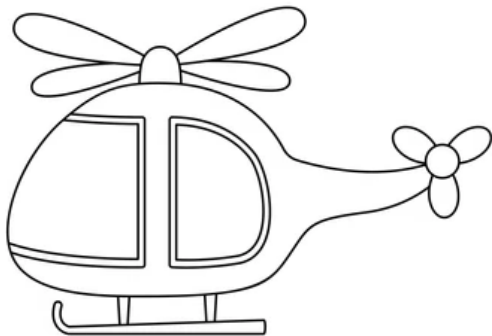
Colour the pictures which begin with “a”




aeroplane



engine



helicopter



alligator



Date: \_\_\_\_\_


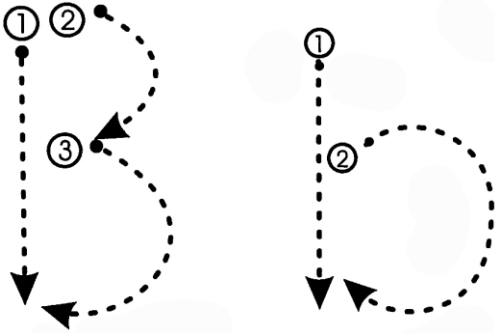
# Activity

Colour the boxes with the letter "A" and "a"

g	a	A
a	H	A
n	A	a



Date: \_\_\_\_\_



### Writing practice of letter “Bb”

B b

B b

B b

B b


B b

B b



# Activity

Circle the correct beginning letter of the given pictures




e	b	j
h	l	b
b	o	r
s	v	b
z	b	x

# Activity


Colour the pictures which begin with “b”




bag



duck




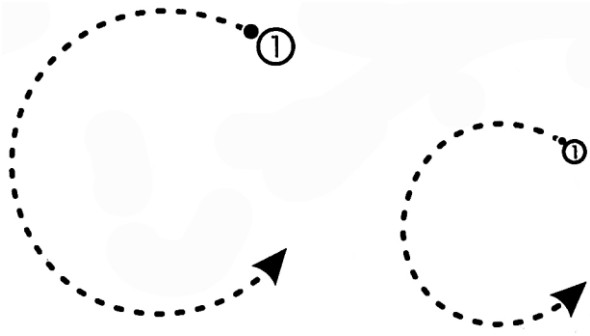
frog



butterfly



Date: \_\_\_\_\_



# clock

### Writing practice of letter “Cc”

C c

C c

C c

C c

C c

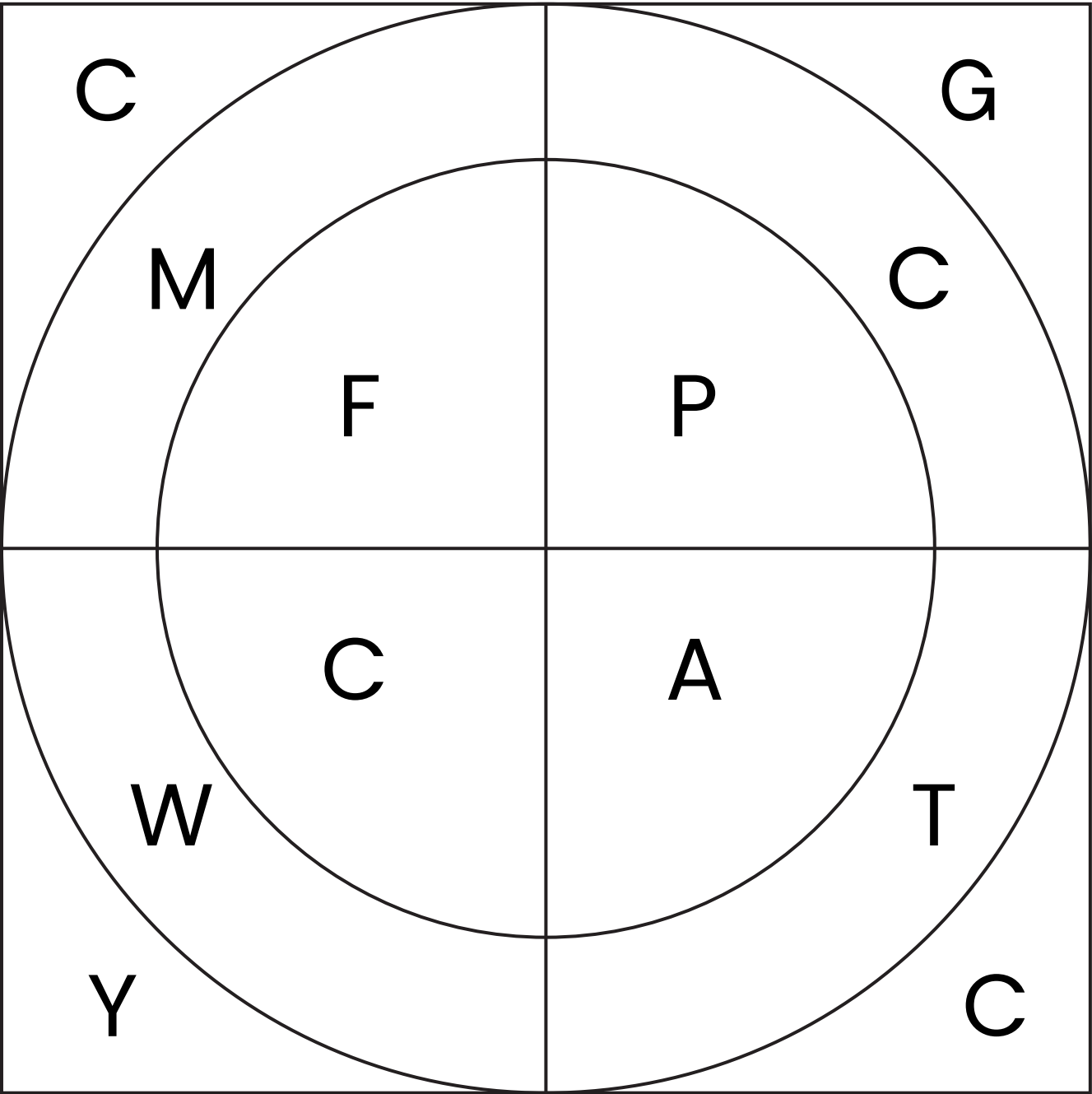
C c



Date: \_\_\_\_\_

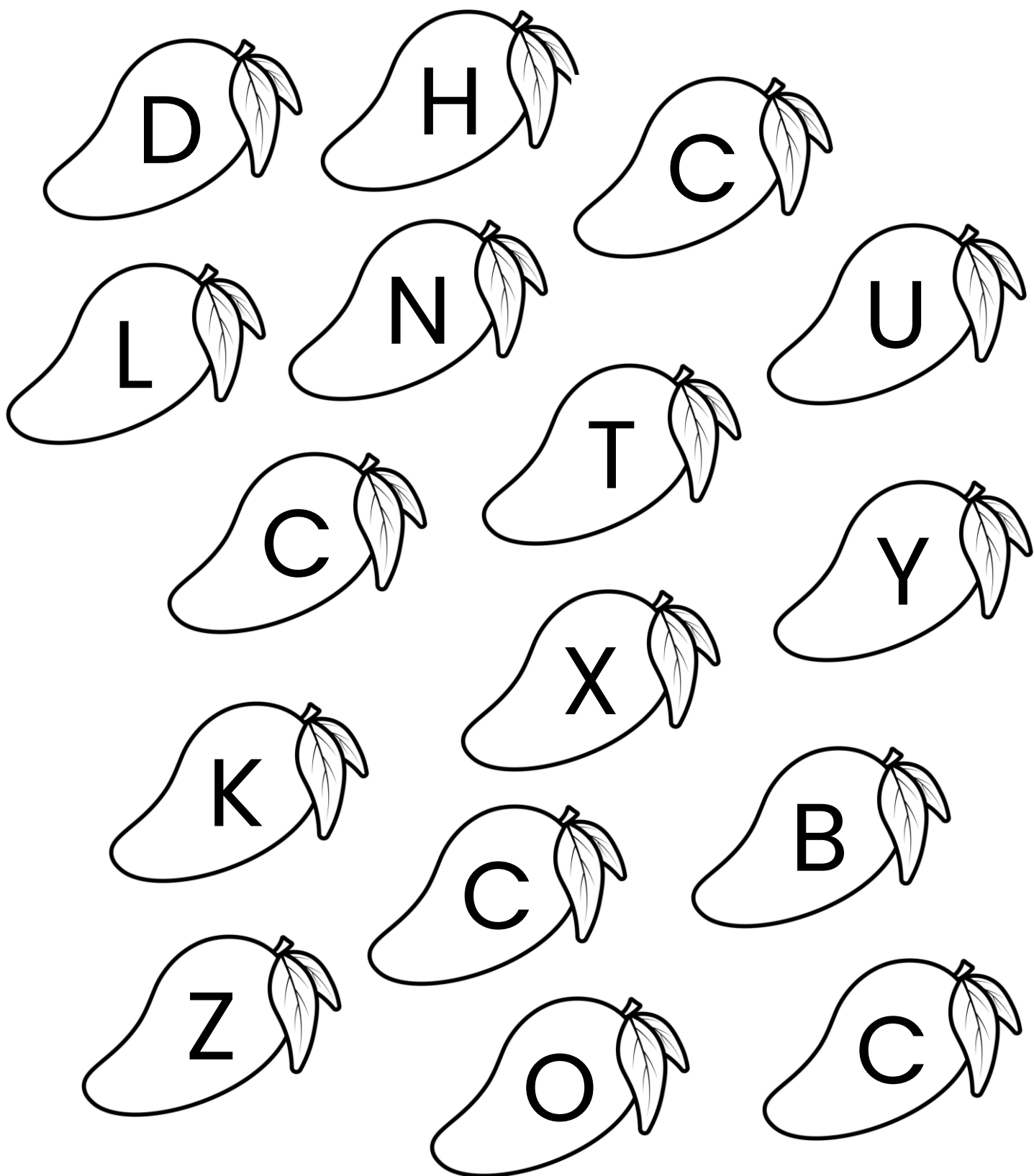
# Activity

Colour all spaces having letter "C"




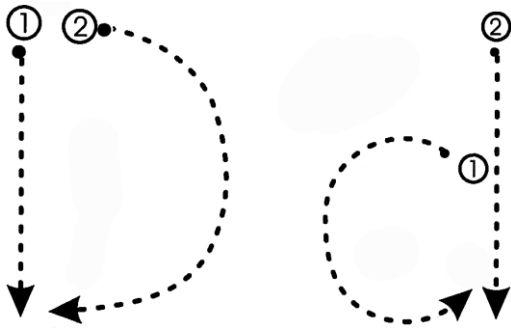
# Activity

Colour the mangoes with the letter "C"





Date: \_\_\_\_\_



## Writing practice of letter “Dd”

D d

D d

D d

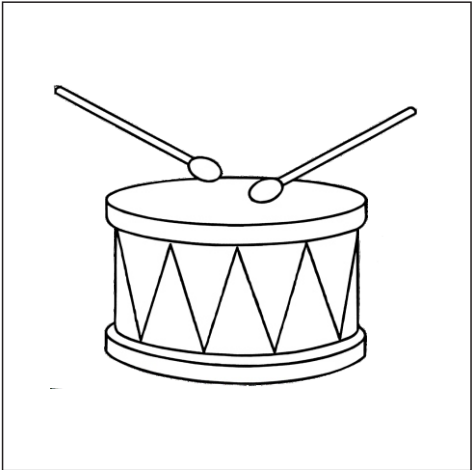
D d

D d


D d

# Activity


Circle the correct beginning letter and then  
colour the pictures




d  
b  
a



h  
f  
d
















d  
a  
c



b  
d  
c

# Activity


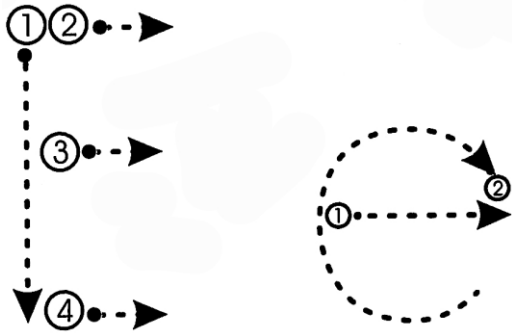
Colour the stars with the letter "D" and "d"







Date: \_\_\_\_\_



eggplant

## Writing practice of letter “Ee”

E e

E e

E e

E e

E e

E e

## Activity

Circle E with green and e with red colour pencil.

F e C B E F

b E f d e f


e f a F E f

# Activity


Colour the pictures which begin with "e"




parrot



elephant




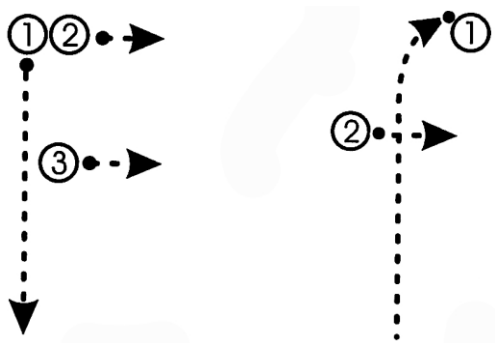
eagle



quail



Date: \_\_\_\_\_



Writing practice of letter “Ff”

Ff

Ff

Ff


Ff

Ff

Ff







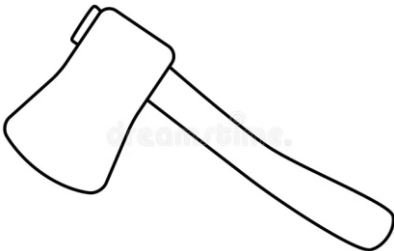
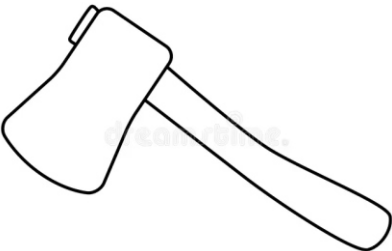

# Activity

Write "F" in big fish and "f" in small fish



# Activity

Circle the picture which is different in each row.



Date: \_\_\_\_\_

# Revision

Writing practice of letters "Aa to Ff"

A a

B b

C c


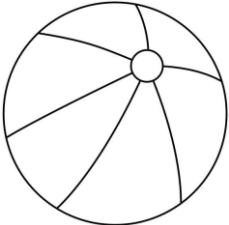




D d

E e

F f

# Assessment


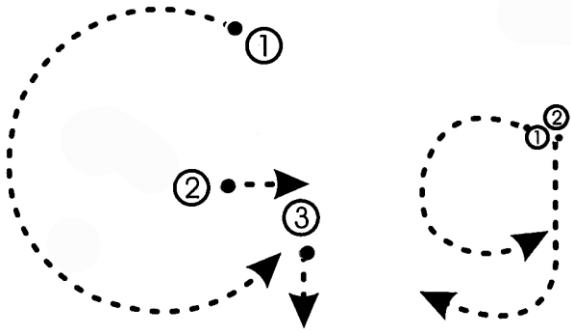
Write the beginning letter of the given pictures.  
Capital letters on one side  
and Small letters on the other side





Date: \_\_\_\_\_



**gloves**

### Writing practice of letter “Gg”

G g

G g

G g

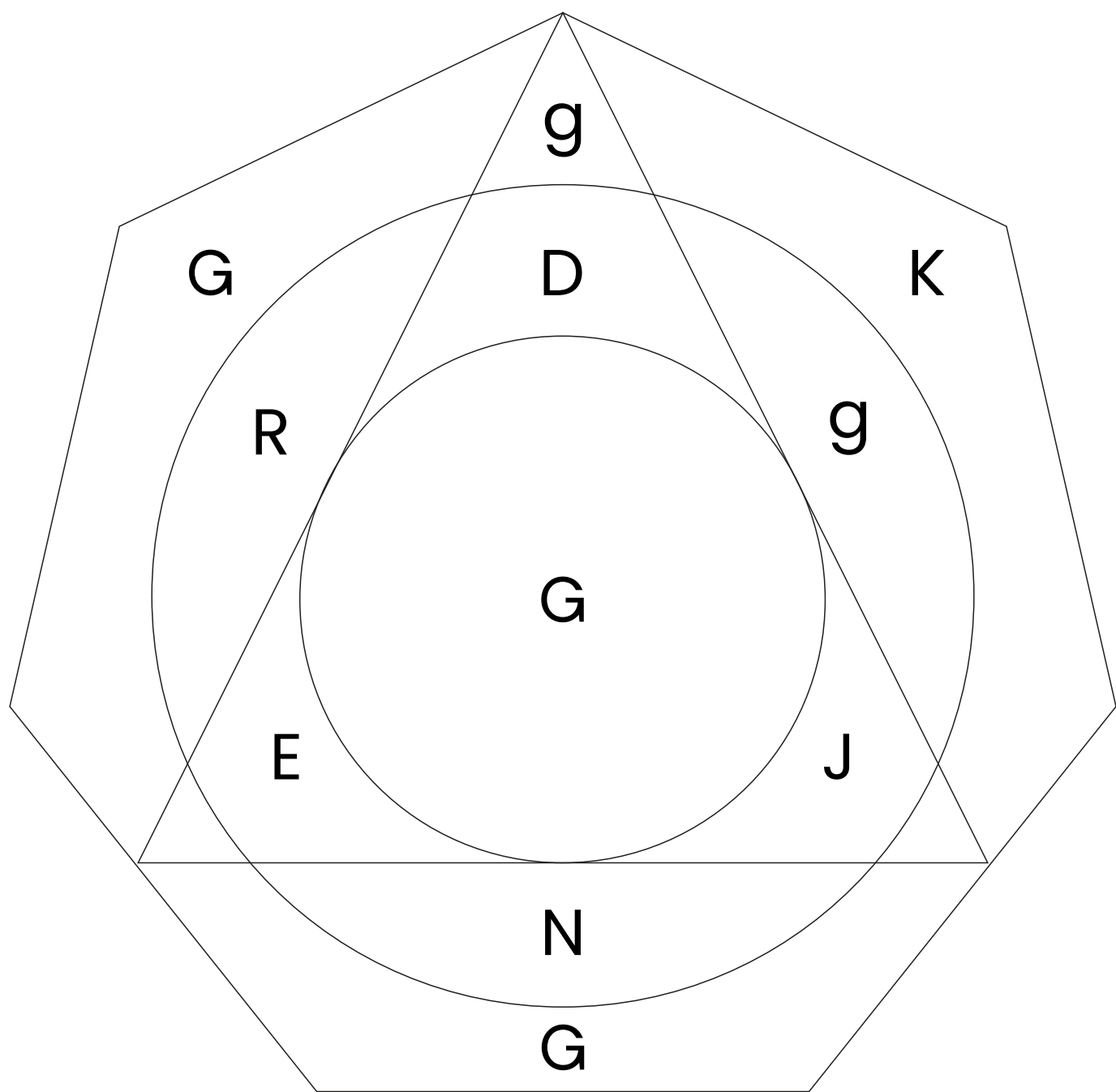
G g

G g

G g


# Activity

Colour all spaces having letter "G" and "g"



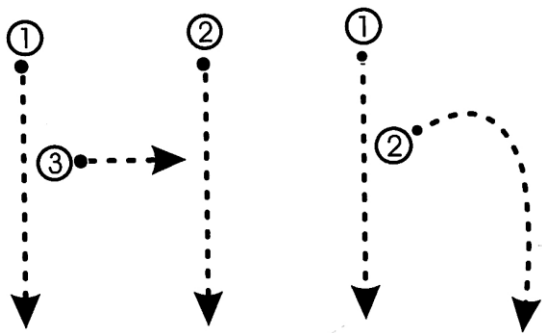
# Activity

Colour the pictures in circles which have  
beginning sound of letter "g"





Date: \_\_\_\_\_



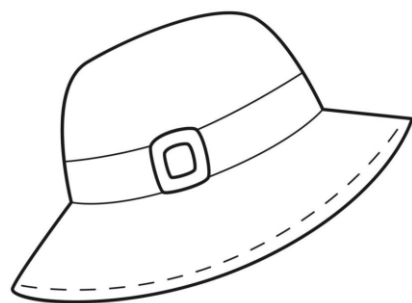
hammer

Writing practice of letter “Hh”

Handwriting practice lines for the letter 'Hh'. Each row consists of four horizontal lines (top, middle, baseline, and descender line). The first row shows the letters 'Hh' followed by four dots for tracing. The subsequent five rows show the letters 'Hh' followed by four dots for tracing.

# Activity


Tick the correct beginning letter and then colour the picture.




j  
f  
h



h  
j  
g




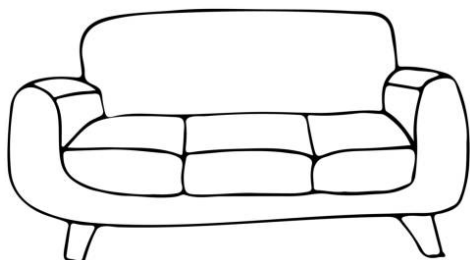

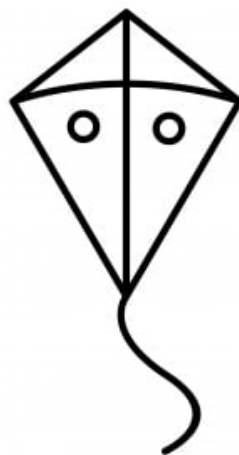



a  
h  
j



j  
b  
h

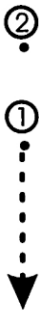
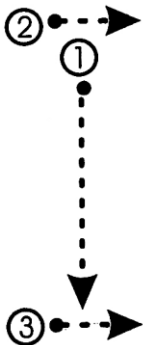
# Activity

Circle the pictures that begin with "h"

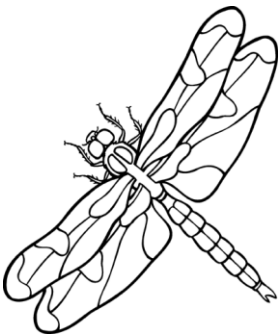




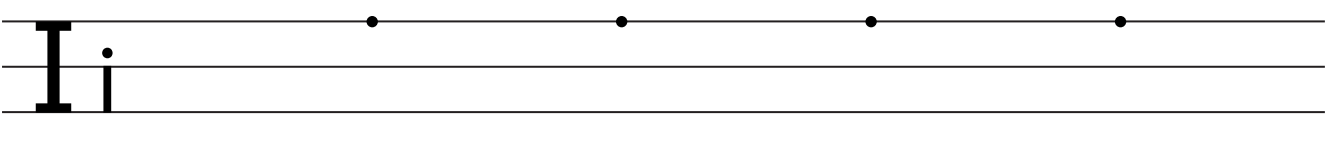
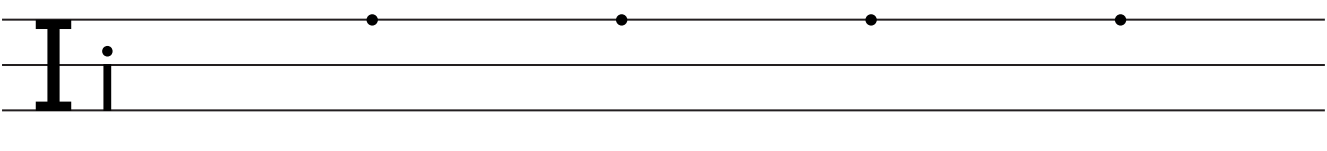
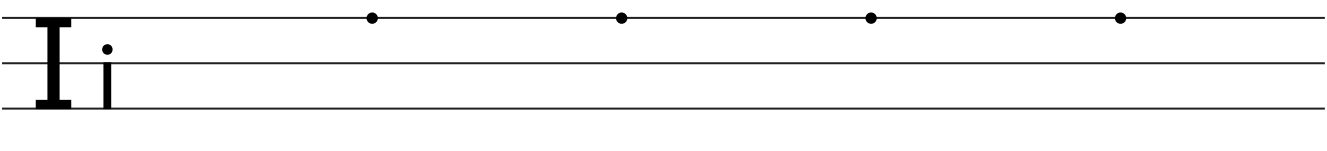
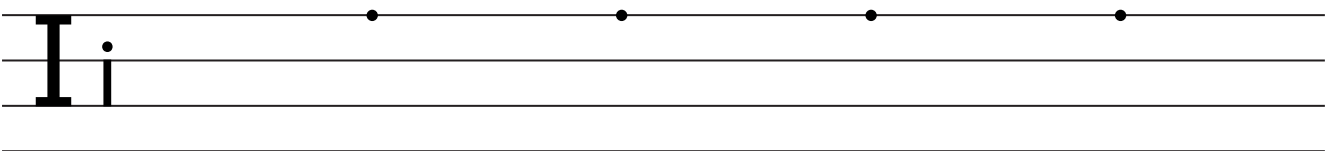
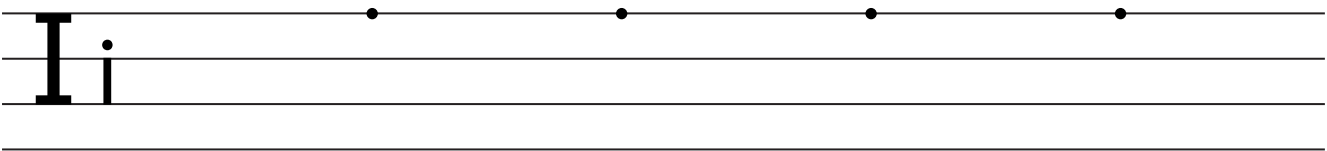
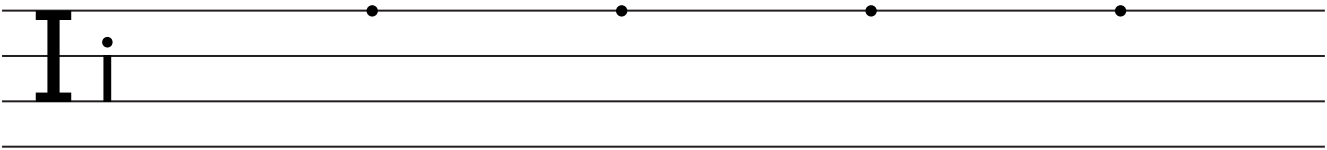
Date: \_\_\_\_\_



insect




Writing practice of letter “li”




# Activity

Colour the pictures which begin with “i”



**insect**



**banana**



**uniform**



**iron**



## Activity

Find and circle the letter "I" and "i"

i C O R I


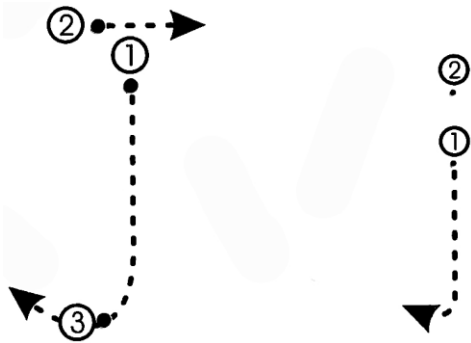
f i j I L

d K i s I

I p m w i



Date: \_\_\_\_\_



### Writing practice of letter “Jj”

J j

J j

J j


J j

J j

J j

## Activity

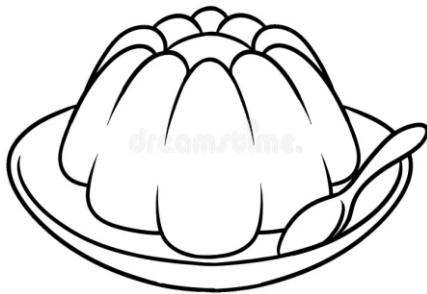
Circle the correct beginning sound of given pictures.



j m t



x j v




d l j



j w z

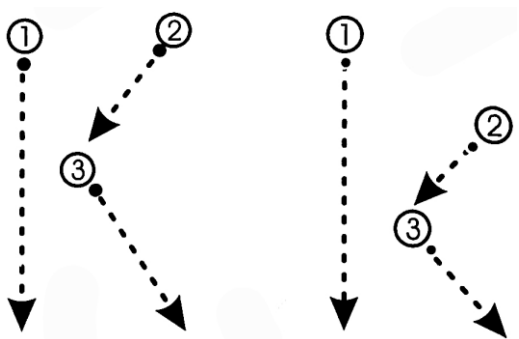
# Activity

Colour the balloons with the letter "J"






Date: \_\_\_\_\_



kettle



Writing practice of letter “Kk”

Kk

Kk

Kk

Kk


Kk

Kk

## Activity


Tick the pictures beginning with letter "k"

strawberry




gift


kangaroo




yoyo



key



rose



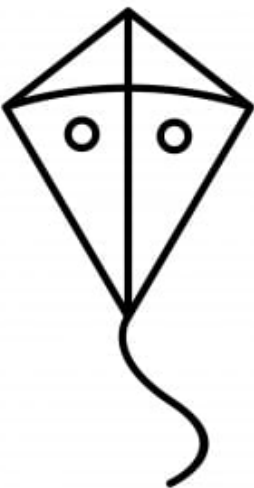
rocket

# Activity

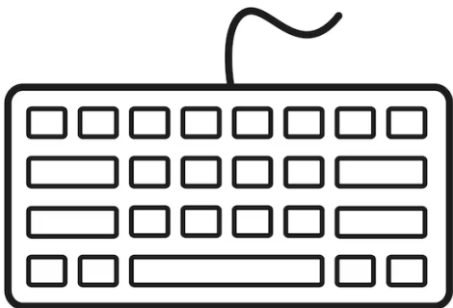
Colour the pictures which begin with “k”




insect



kite




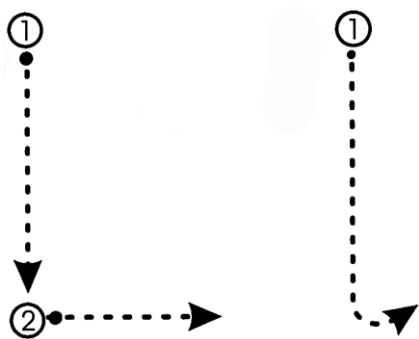
keyboard



iron



Date: \_\_\_\_\_



Writing practice of letter “Ll”

Handwriting practice lines for the letter 'Ll'. Each row contains a solid 'Ll' followed by four dotted 'Ll' for tracing, all positioned between a top and bottom line with a middle dashed line.





Date: \_\_\_\_\_

# Activity


Circle the correct beginning letter of the given pictures

	l	t	k
	p	f	l
	w	l	r
	l	b	h
	g	f	l

Date: \_\_\_\_\_

# Activity

Colour the apple having capital L with green  
and small l with red.





Date: \_\_\_\_\_

# Revision

Writing practice of letters "Gg to Ll"

Gg

Hh

Ii


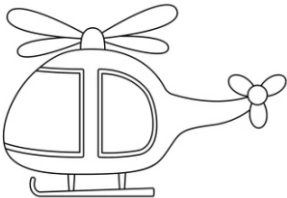




Jj

Kk

Ll


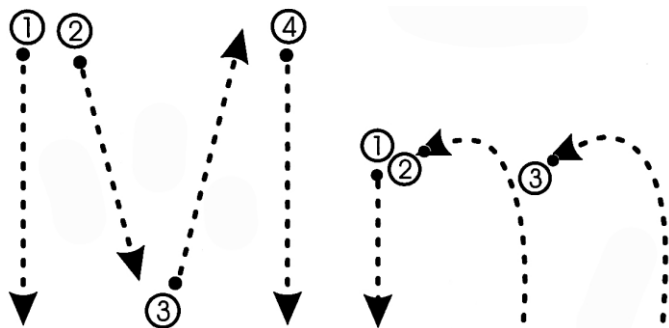
# Assessment

Write the beginning letter of the given pictures.  
Capital letters on one side  
and Small letters on the other side



Date: \_\_\_\_\_



Writing practice of letter “Mm”

M m

M m

M m


M m

M m

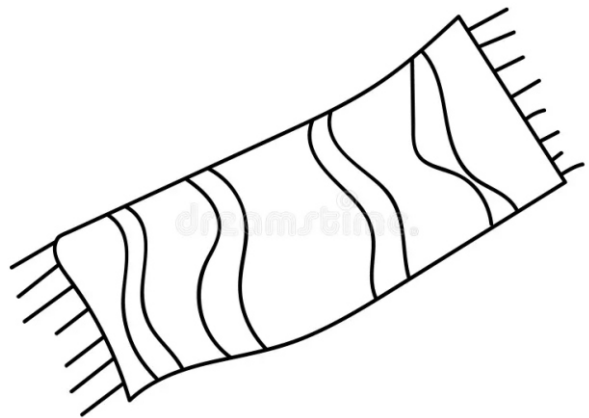
M m

## Activity


Write the beginning letter of the given pictures and colour them.



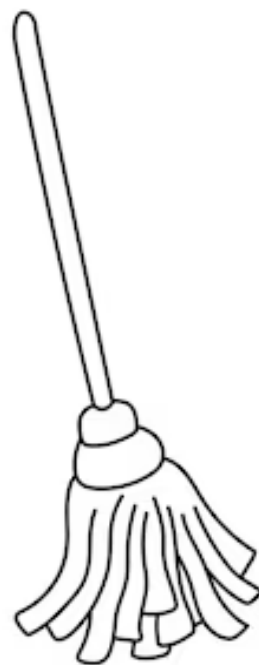
\_\_\_oon



\_\_\_at



\_\_\_ountain



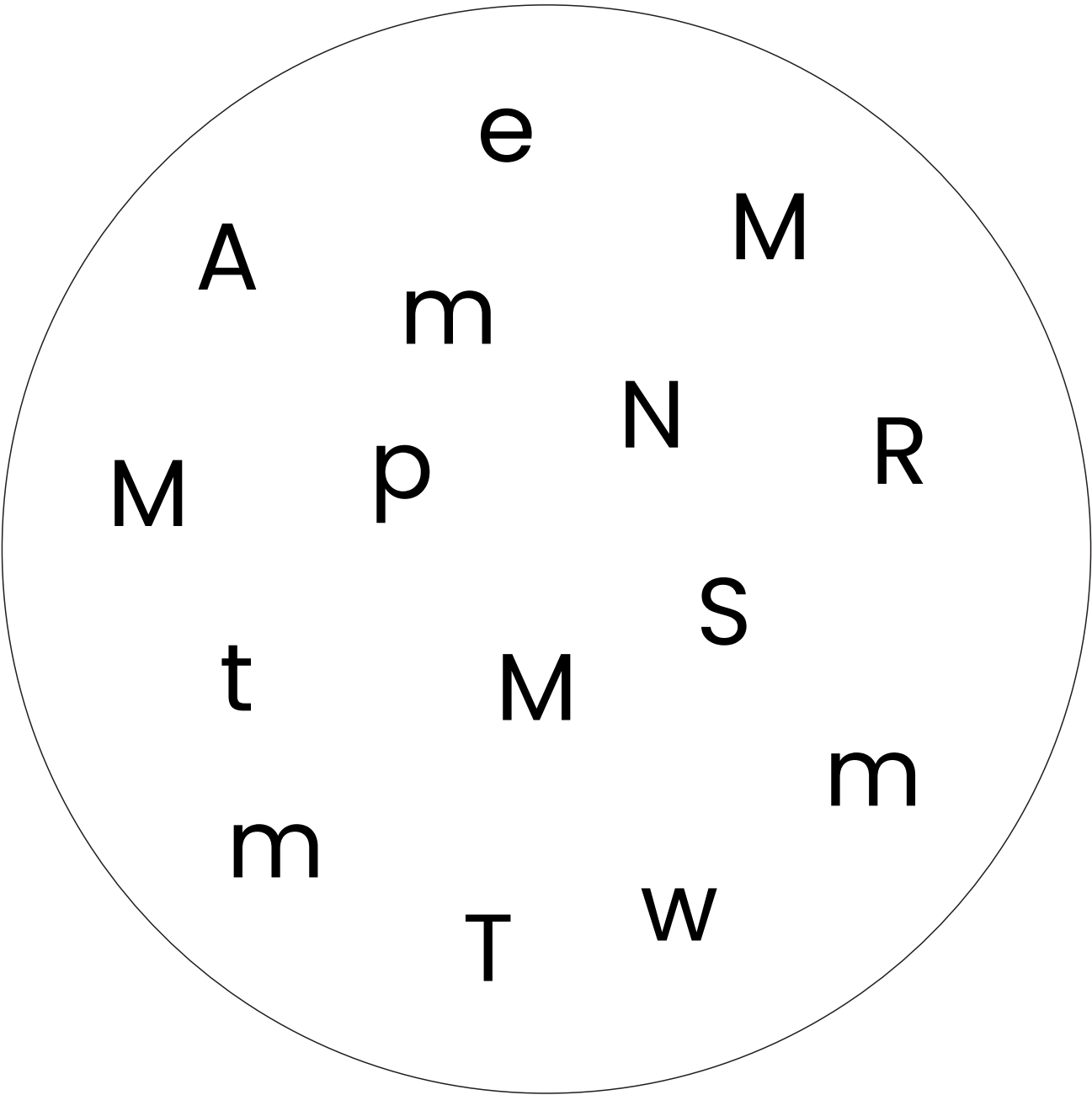
\_\_\_op



Date: \_\_\_\_\_

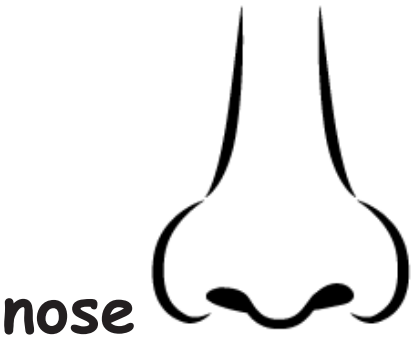
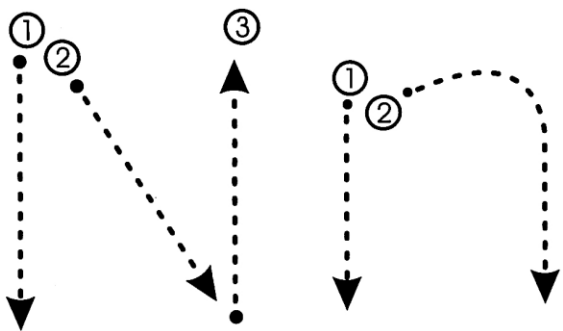
# Activity

Find and Circle capital “M”and small “m”.





Date: \_\_\_\_\_



Writing practice of letter “Nn”

N n

N n

N n

N n

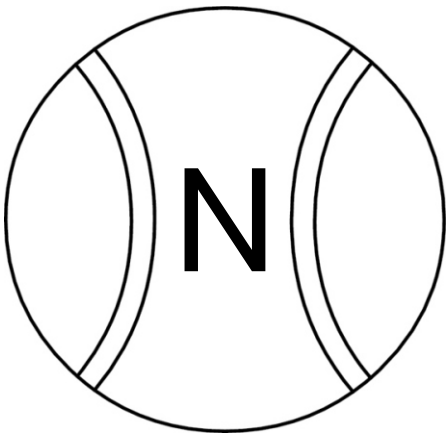
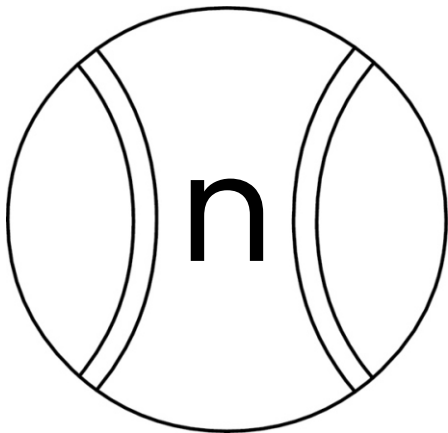
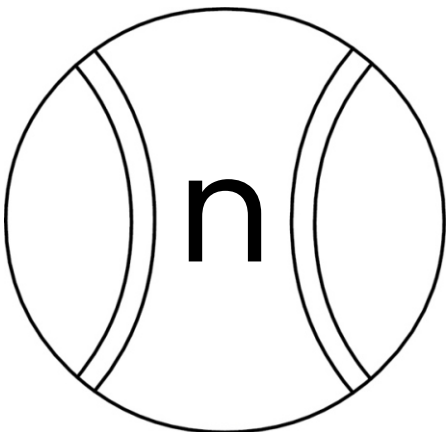
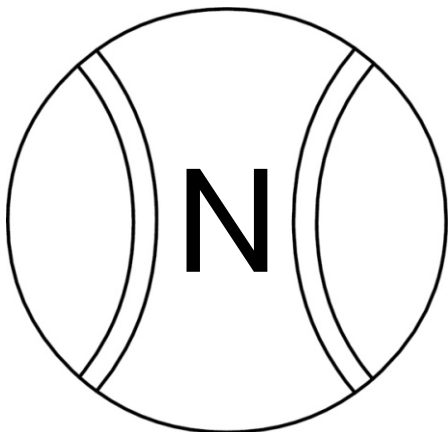
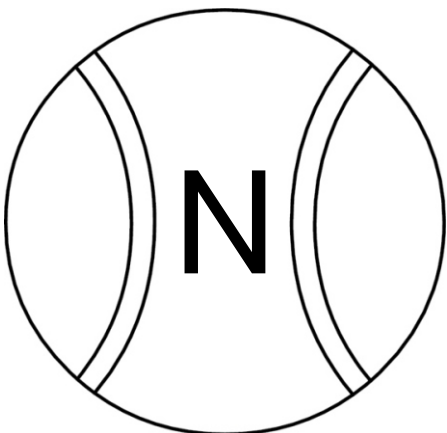
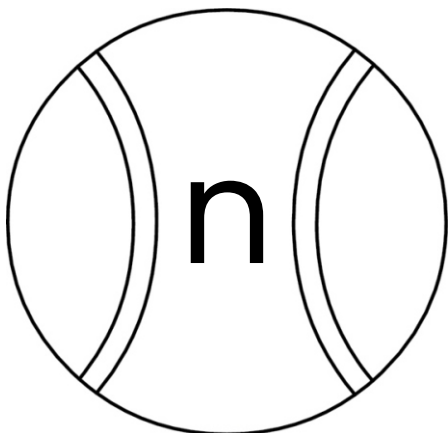
N n

N n




# Activity

Colour the balls yellow with letter "N"  
and Orange with letter "n"




## Activity

Write the beginning sound of the picture in small letter.



\_\_\_et



\_\_\_ail



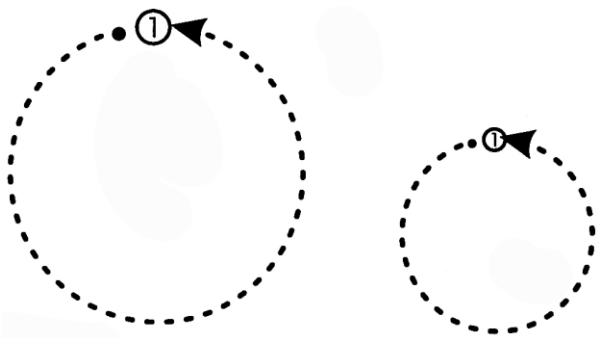
\_\_\_eedle




\_\_\_ecklace















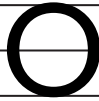























Date: \_\_\_\_\_



octopus




Writing practice of letter “Oo”

# Activity

Join and colour all Os to help the Lion reach his den.





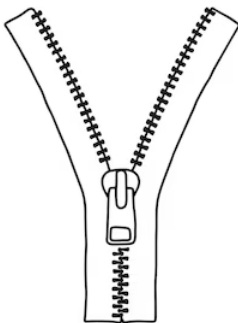

A collection of letters inside ovals arranged in a path from the lion to the den:

- Row 1: C, F
- Row 2: J
- Row 3: O, R
- Row 4: S, K
- Row 5: M
- Row 6: U, W
- Row 7: Y, O
- Row 8: O



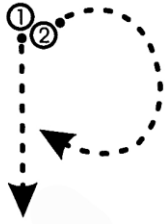
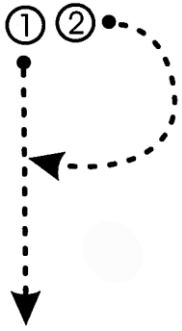
# Activity

Colour the pictures beginning with the letter "o"





Date: \_\_\_\_\_



penguin

## Writing practice of letter “Pp”

Pp

Pp

P p

P p

Pp

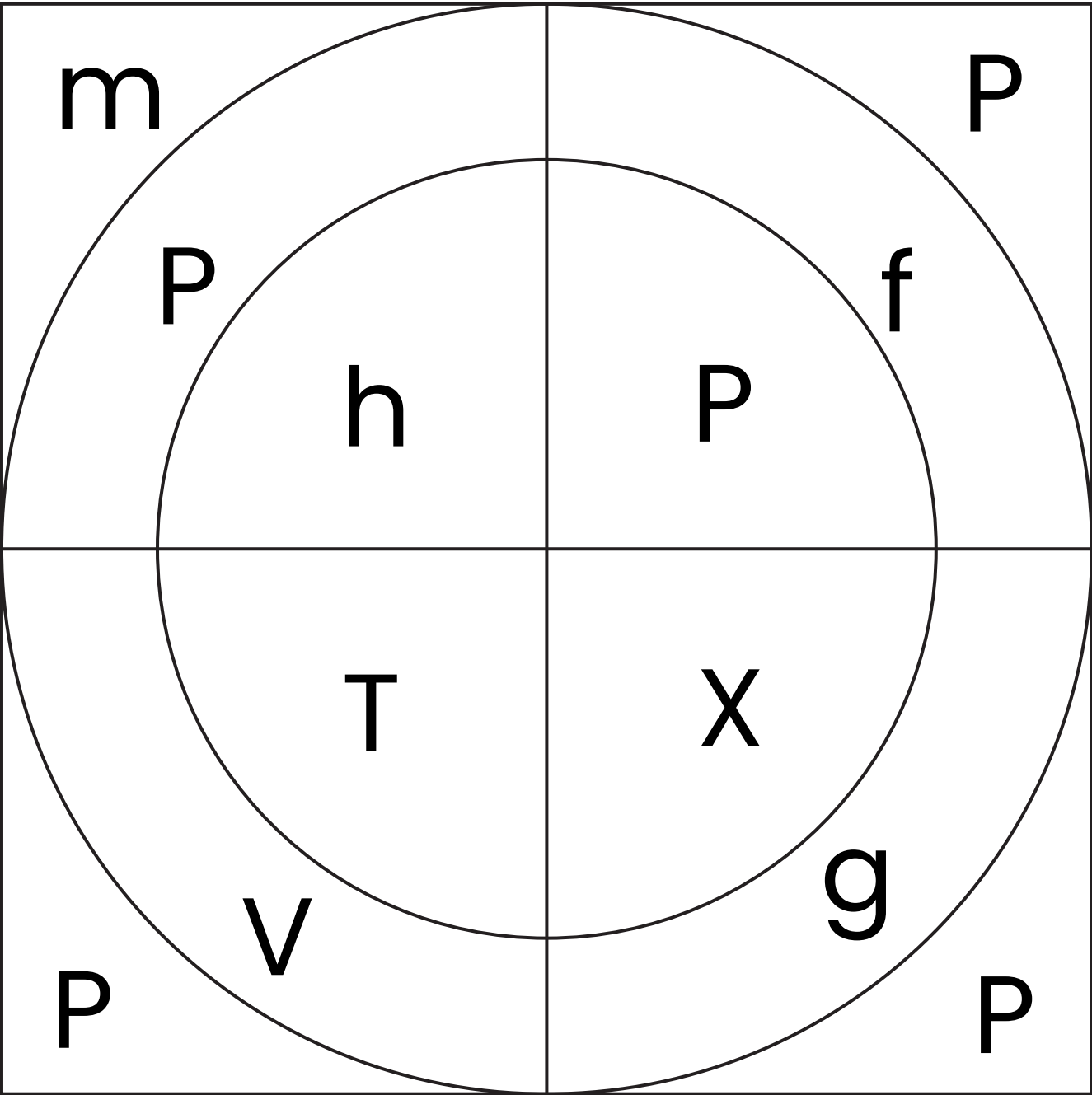
Pp



Date: \_\_\_\_\_







# Activity

Colour all spaces having letter "P"



# Activity

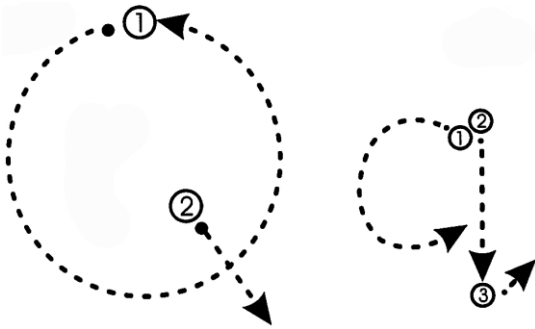
Write capital "P" in big pandas and  
small "p" in small pandas.







Date: \_\_\_\_\_



quiet

### Writing practice of letter “Qq”

Qq

Qq

Qq


Qq

Qq


Qq

# Activity

Colour the correct beginning letter of each picture.




h t p q



y q m d



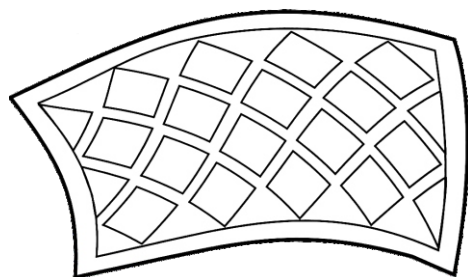
n w q e




q x l g

# Activity

Write “q” in the beginning to complete the words.




\_\_\_\_\_uilt



\_\_\_\_\_uill





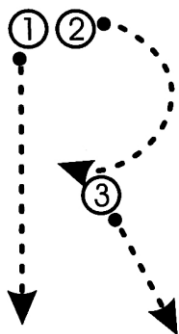
\_\_\_\_\_ueen



\_\_\_\_\_ueue



Date: \_\_\_\_\_



Writing practice of letter “Rr”

Rr

Rr

Rr


Rr

Rr

Rr

# Activity


Name the picture and circle the letter “r”.



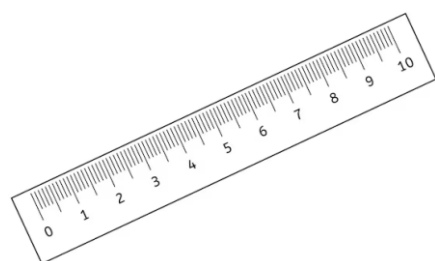
r a b b i t



r a i n





r o b o t




r u l e r

# Activity

Join the letter to the pictures that begin with “r”



r





Date: \_\_\_\_\_

# Revision

Writing practice of letters "Mm to Rr"

Mm

Nn

Oo

Pp

Qq

Rr



Date: \_\_\_\_\_

# Assessment

Fill in the missing capital letters

	B		D		
				K	
G		O			R

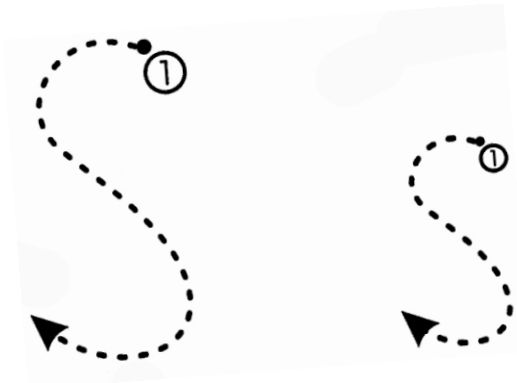
Fill in the missing small letters

a					f
	h			j	
m				q	





Date: \_\_\_\_\_



swan

### Writing practice of letter “Ss”

S s

S s

S s

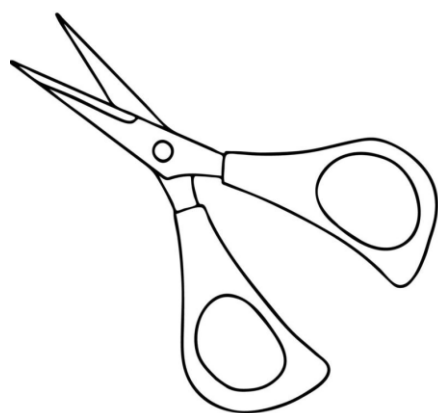
S s

S s


S s

# Activity

Write "s" in the boxes below to complete the words.




cissor



oap




weet



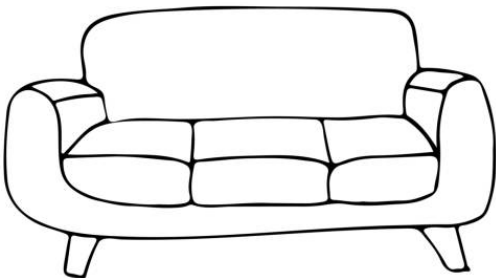
ack

# Activity

Circle the beginning sound of given pictures  
and colour them.




s ..... b



f ..... s



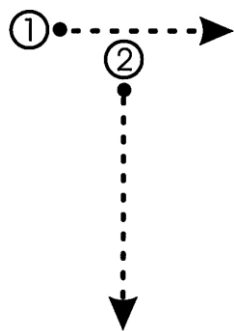
t ..... s



p ..... s



Date: \_\_\_\_\_



teapot

Writing practice of letter “Tt”

Tt

Tt

Tt

Tt

Tt

Tt

## Activity

Find and circle capital "T" and small "t"  
in the letters below.





F A T B t F

t a f T e f

d t a F c T

# Activity

Colour the pictures in stars beginning  
with letter "t"





## Activity

Name and colour the unicorn with  
four different colours





unicorn



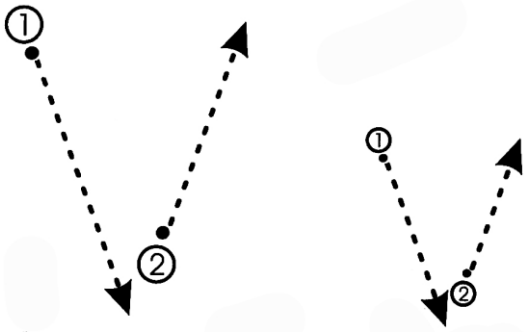
# Activity

Circle the pictures beginning with the letter “u”.





Date: \_\_\_\_\_




# vulture

### Writing practice of letter “Vv”



# Activity

Write name of the pictures in capital letters.




van

\_\_\_\_\_

\_\_\_\_\_

\_\_\_\_\_

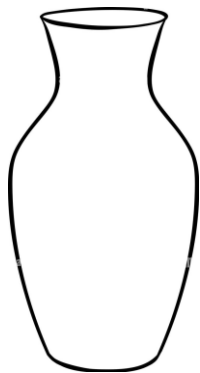


vest

\_\_\_\_\_

\_\_\_\_\_

\_\_\_\_\_



vase

\_\_\_\_\_

\_\_\_\_\_

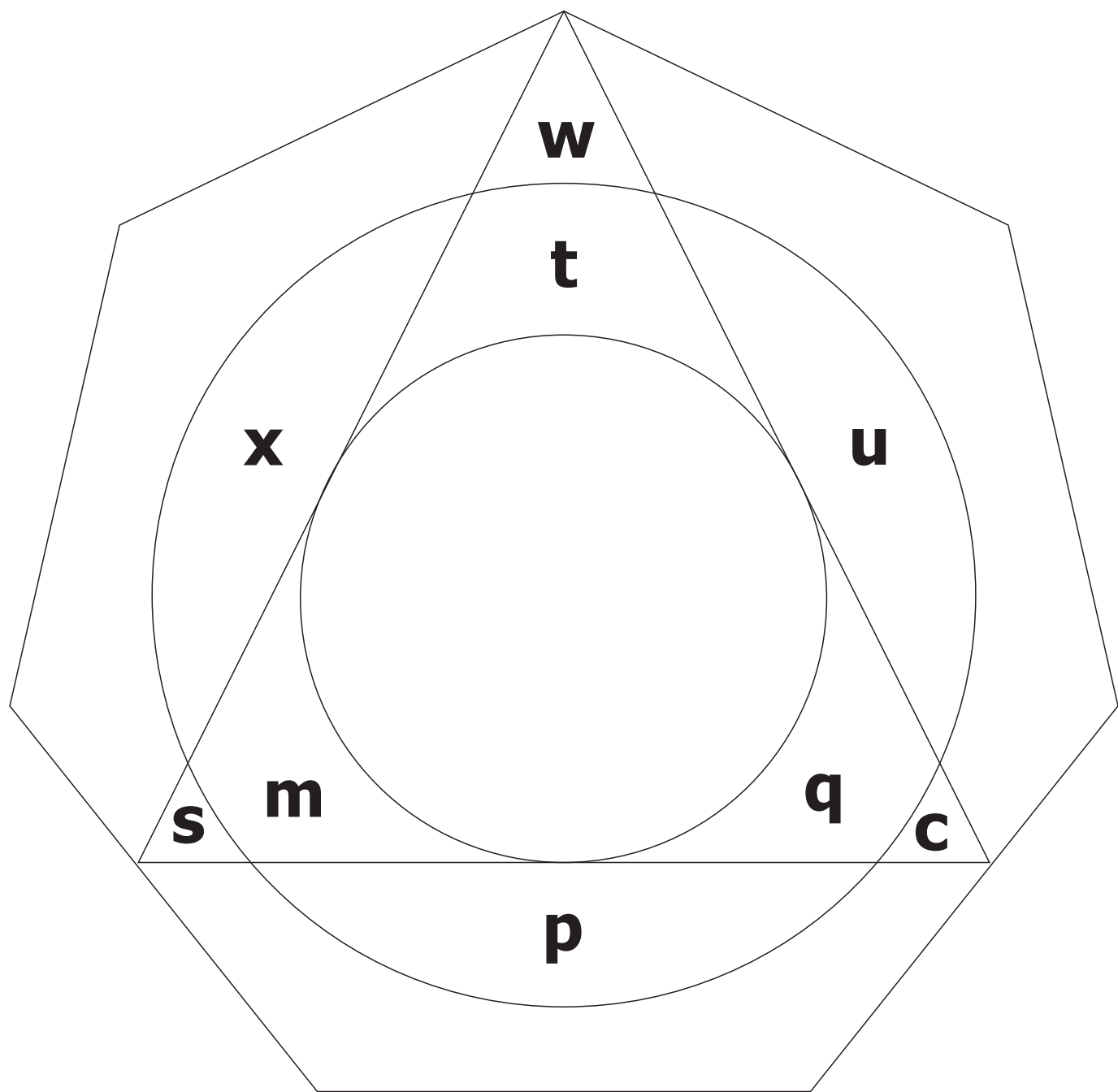
\_\_\_\_\_



Date: \_\_\_\_\_

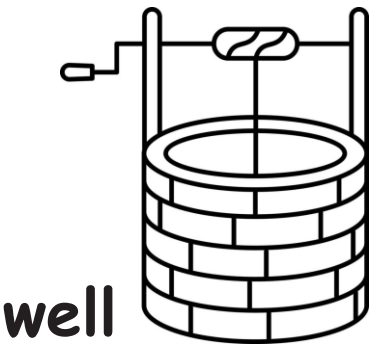
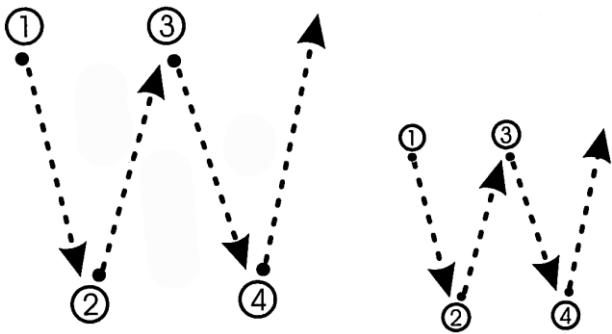
# Activity

Write "v" in four blank spaces.





Date: \_\_\_\_\_



Writing practice of letter “Ww”

W w

W w

W w


W w

W w

W w

# Activity


Circle the correct beginning sound of given pictures.



b w s



w t a




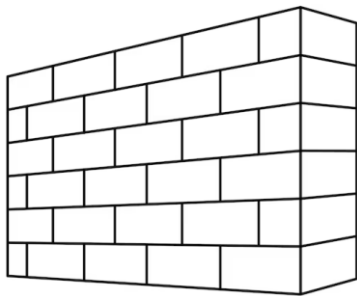




n h w



w x z

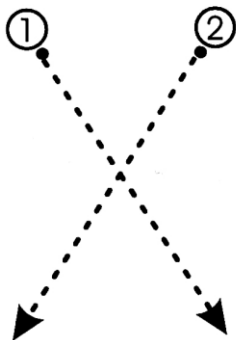
# Activity

Colour the pictures beginning with the letter “w”.

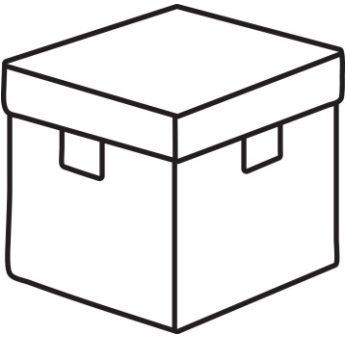




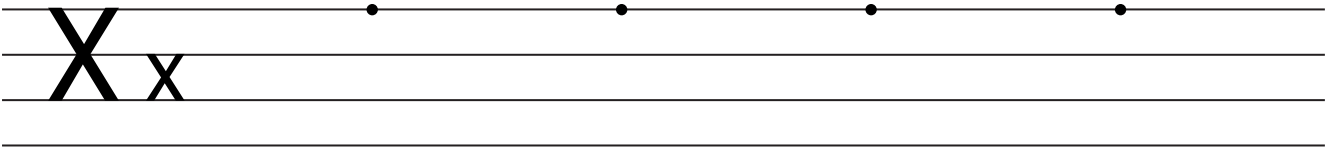
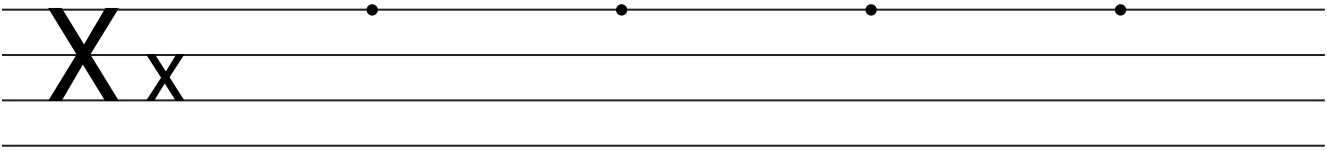
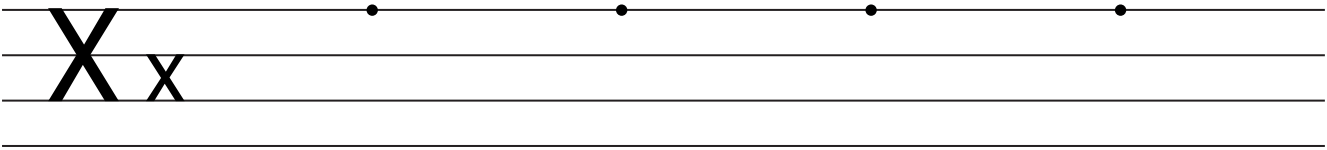
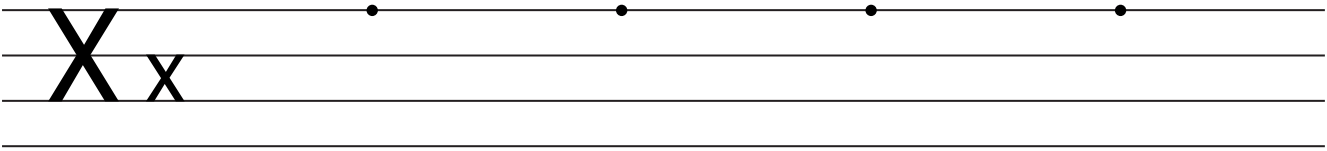
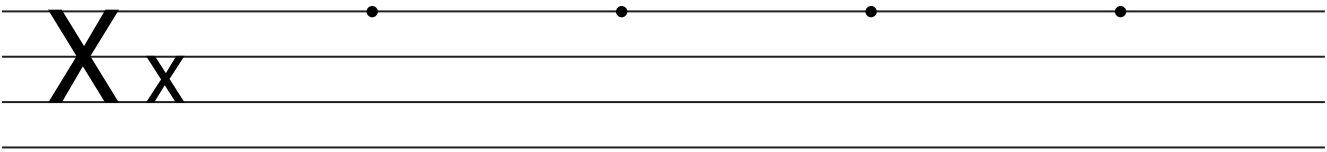
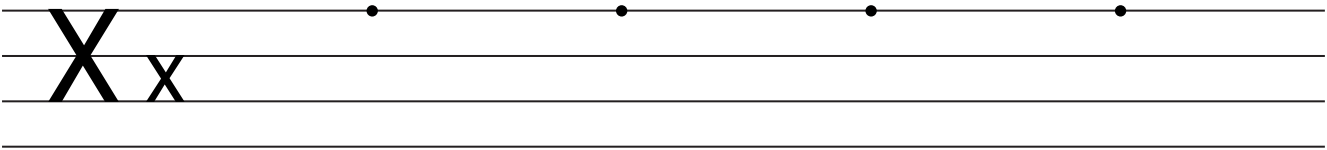
Date: \_\_\_\_\_



box



Writing practice of letter “Xx”





# Activity

Name the pictures and colour them.



fox




taxi



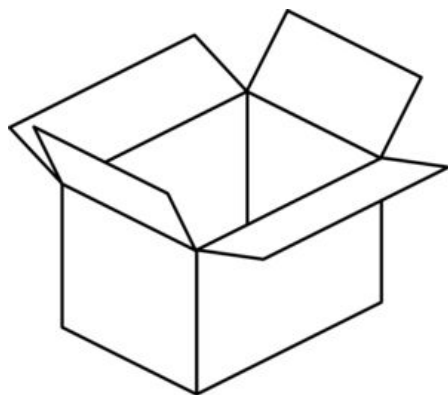
six

# Activity

Write beginning letters to complete the words.



\_\_\_\_x



\_\_\_\_ox



\_\_\_\_ray



Date: \_\_\_\_\_

# Revision

Writing practice of letters "Ss to Xx"

S s

T t

U u

V v

W w

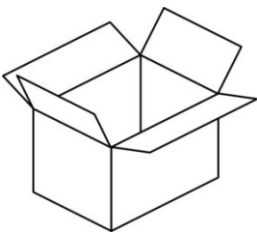
X x

# Assessment

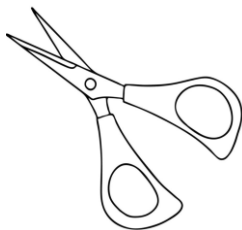

Match pictures with their beginning letter.



S




U



X



T



V

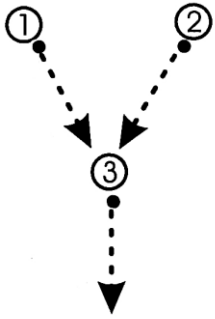


W






Date: \_\_\_\_\_



yacht



### Writing practice of letter “Yy”

Yy

Yy

Yy



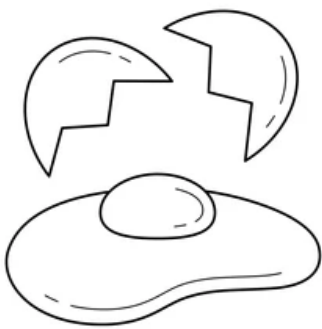
Yy

Yy



Yy

# Activity

Join the letter to the pictures that begin with “y”




y




## Activity


Colour the pictures and write "y" to complete the words.



\_\_\_\_ak


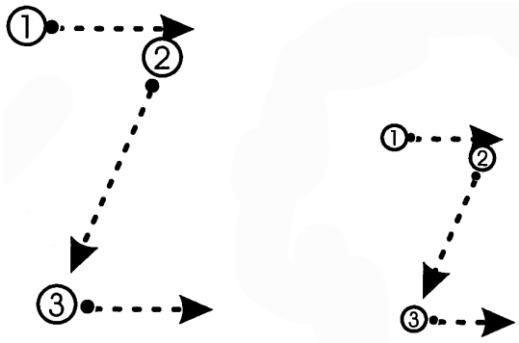


\_\_\_\_oyo



\_\_\_\_acht

Date: \_\_\_\_\_



zebra

### Writing practice of letter “Zz”

Zz

Zz

Zz

Zz


Zz

Zz



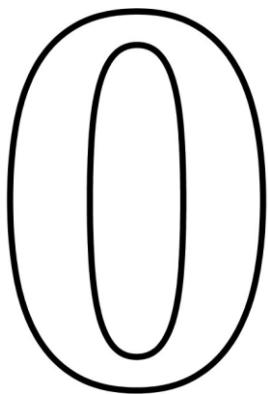
# Activity

Find and circle the matching name and then colour the pictures.



**zoo**

zoo  
zero  
zigzag



**zero**

zigzag  
zoo  
zero

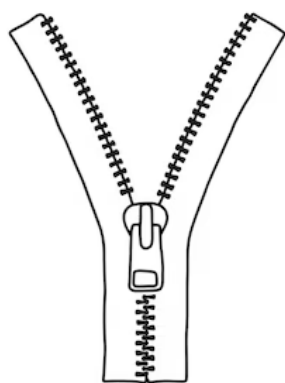


**zigzag**


zigzag  
zero  
zoo

# Activity

Find and circle the letter “z” in given words.



z i p



z e b r a



z o o m



Date: \_\_\_\_\_

# Assessment

Write A to Z alphabets in capital letters.

Handwriting practice lines for capital letters A to Z.



Date: \_\_\_\_\_

# Assessment

Write a to z alphabets in small letters.

Handwriting practice lines for the assessment.